

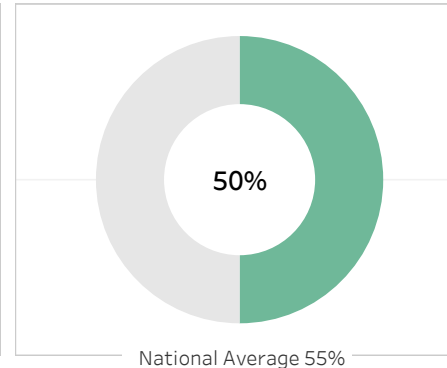
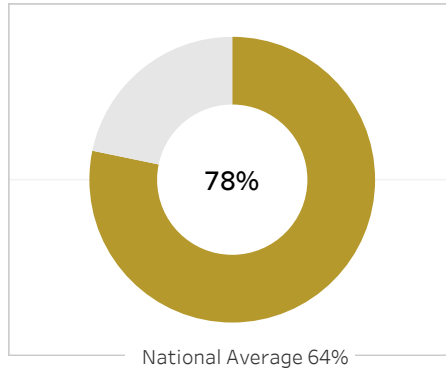
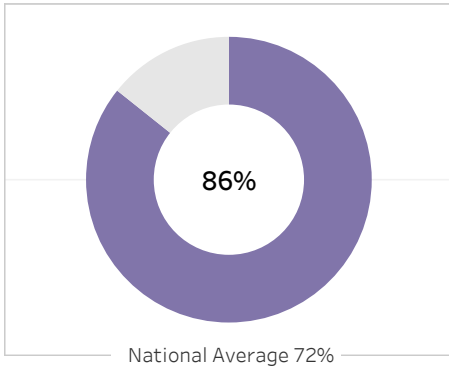
# Key Stage 1 - Term of Birth Report (2017)

Autumn  
Spring  
Summer

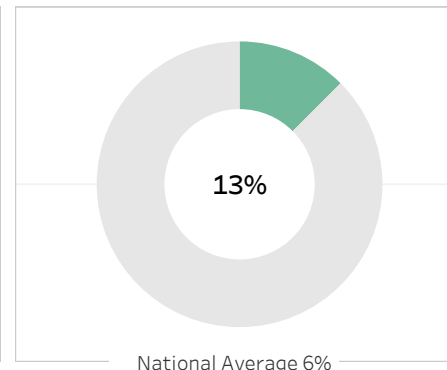
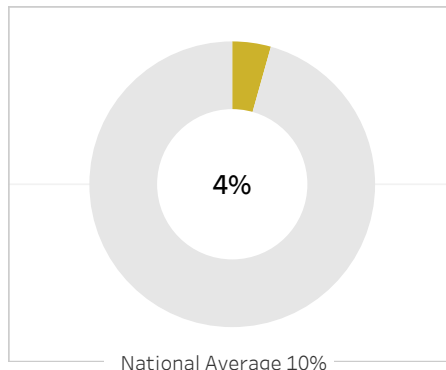
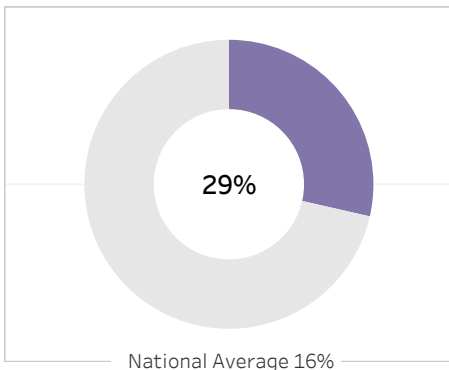


Context	Autumn	Spring	Summer
Pupils	21	23	16
% FSM6	43%	52%	50%
% SEN	19%	22%	13%
EYFS Total Score	30.7	30.4	30.3

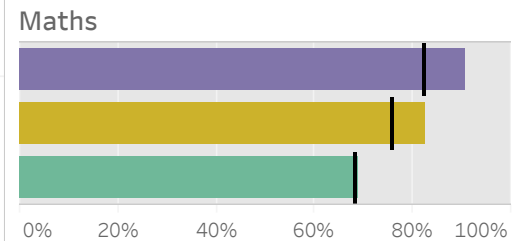
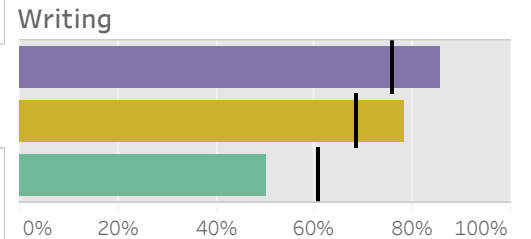
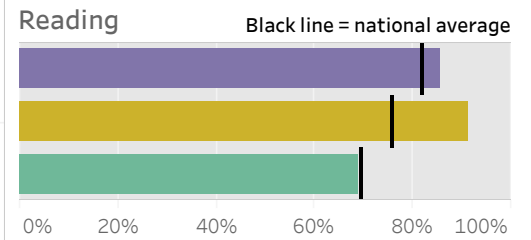
% attaining the **expected standard** in Reading, Writing and Maths combined



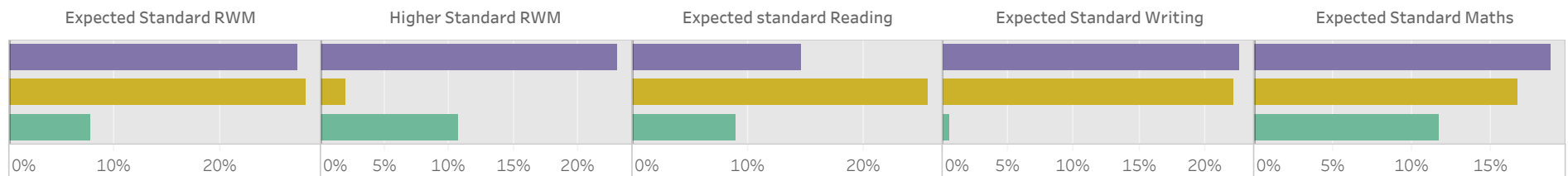
% attaining the **higher standard** in Reading, Writing and Maths combined



% **expected standard** in subjects



## Value Added



## Key Stage 1 - Term of Birth Report (2017)

Brecknock Primary School (2022065)

### Summary performance: by month of birth and year

	2016				2017			
	Autumn	Spring	Summer	Total	Autumn	Spring	Summer	Total
Pupils	18	18	18	<b>54</b>	21	23	16	<b>60</b>
% FSM6	61%	44%	50%	<b>52%</b>	43%	52%	50%	<b>48%</b>
% SEN	6%	6%	33%	<b>15%</b>	19%	22%	13%	<b>18%</b>
EYFS Total Score	28.4	31.4	25.4	<b>28.4</b>	30.7	30.4	30.3	<b>30.5</b>
% Expected Standard (RWM)	56%	83%	56%	<b>65%</b>	86%	78%	50%	<b>73%</b>
% Higher Standard (RWM)	11%	17%	6%	<b>11%</b>	29%	4%	13%	<b>15%</b>
% Expected Standard (RWM) VA	9%	23%	21%	<b>18%</b>	27%	28%	8%	<b>22%</b>
% Higher Standard (RWM) VA	9%	13%	4%	<b>9%</b>	23%	2%	11%	<b>12%</b>
% ES Reading	89%	100%	67%	<b>85%</b>	86%	91%	69%	<b>83%</b>
% ES Writing	61%	94%	56%	<b>70%</b>	86%	78%	50%	<b>73%</b>
% ES Maths	78%	89%	61%	<b>76%</b>	90%	83%	69%	<b>82%</b>
% ES Reading VA	24%	23%	18%	<b>22%</b>	15%	26%	9%	<b>17%</b>
% ES Writing VA	9%	27%	17%	<b>18%</b>	23%	22%	1%	<b>16%</b>
% ES Maths VA	11%	16%	13%	<b>13%</b>	19%	17%	12%	<b>16%</b>
% HS Reading	28%	50%	33%	<b>37%</b>	38%	17%	13%	<b>23%</b>
% HS Writing	11%	17%	6%	<b>11%</b>	29%	4%	13%	<b>15%</b>
% HS Maths	22%	39%	28%	<b>30%</b>	33%	17%	19%	<b>23%</b>
% HS Reading VA	19%	34%	25%	<b>26%</b>	21%	8%	5%	<b>12%</b>
% HS Writing VA	6%	10%	2%	<b>6%</b>	20%	-1%	9%	<b>9%</b>
% HS Maths VA	17%	27%	22%	<b>22%</b>	17%	6%	13%	<b>12%</b>

### Two-year aggregated performance

Autumn	Spring	Summer	Grand Total
39	41	34	<b>114</b>
51%	49%	50%	<b>50%</b>
13%	15%	24%	<b>17%</b>
29.7	30.8	27.7	<b>29.5</b>
72%	80%	53%	<b>69%</b>
21%	10%	9%	<b>13%</b>
19%	26%	15%	<b>20%</b>
17%	7%	7%	<b>10%</b>
87%	95%	68%	<b>84%</b>
74%	85%	53%	<b>72%</b>
85%	85%	65%	<b>79%</b>
18%	25%	14%	<b>19%</b>
17%	24%	9%	<b>17%</b>
15%	16%	12%	<b>15%</b>
33%	32%	24%	<b>30%</b>
21%	10%	9%	<b>13%</b>
28%	27%	24%	<b>26%</b>
20%	20%	15%	<b>19%</b>
14%	4%	5%	<b>8%</b>
17%	15%	18%	<b>17%</b>