

Example Secondary School

Target-setting Summary dashboard

Year
11

Key
Stage
4

Reports

- Overview
- Pupil groups
- Pupils

What it tells you

- See FFT Benchmarks for all my subjects.
- See FFT Benchmarks for different groups of pupils.
- Compare your own progress to FFT Benchmarks.

About the data shown



Indicators

- Attainment 8 English Grade
- Attainment 8 Maths Grade

Example Secondary school Overview

Year 11 KS4
SCHOOL

KS4 FFT Benchmark estimates Year 11 (KS4 assessment in 2017)

205

Pupils

29.9

KS2 APS

7%

FSM6

97%

Attend

12%

SEN

8%

EAL

	Pupils	FFT Benchmark Estimates			
		Average FFT 50	High FFT 20	Very high FFT 5	My School
Attainment 8 English Grade (9-1)	205	5.9	6.6	7.3	6.7
Attainment 8 Maths Grade (9-1)	205	5.8	6.5	7.1	6.1
Attainment 8 Ebacc Grade (9-1)	205	5.6	7.0	7.8	7.1
Attainment 8 Open Grade (9-1)	205	6.0	7.1	7.9	7.2
Attainment 8 Ebacc Entries	205	2.9	2.9	2.9	3.0
Attainment 8 Open Entries	205	2.9	2.9	2.9	2.9
% 5+ GCSEs Grade (7-9)	205	30%	38%	45%	39%
% Grade 5+ GCSE English & Maths	205	58%	65%	70%	64%

Example Secondary School

Pupil groups

Year 11 KS4 SCHOOL

KS4 FFT Benchmark estimates Year 11 (KS4 assessment in 2017)

205

Pupils

29.9

KS2 APS

7%

FSM6

97%

Attend

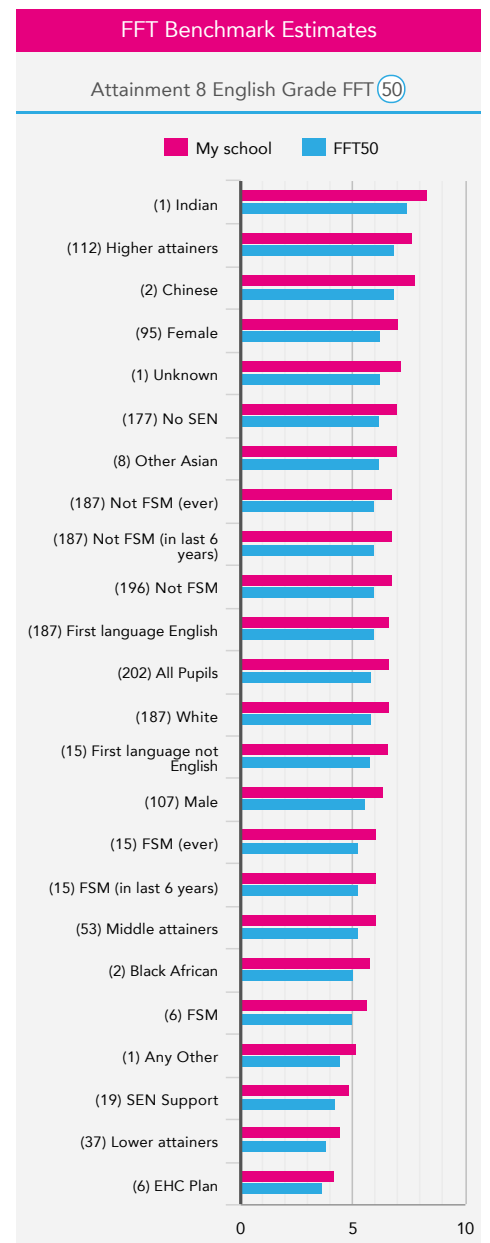
12%

SEN

8%

EAL

		Pupils	Attainment 8 English Grade				Attainment 8 Maths Grade			
			Average FFT 50	High FFT 20	Very high FFT 5	My school	Average FFT 50	High FFT 20	Very high FFT 5	My school
Summary	All Pupils	205	5.9	6.6	7.3	6.7	5.8	6.5	7.1	6.1
Gender	Male	109	5.6	6.3	7.0	6.4	5.8	6.4	7.0	6.1
	Female	96	6.3	7.0	7.7	7.1	5.8	6.6	7.2	6.2
Prior Attainment	Higher attainers	112	6.9	7.7	8.2	7.7	7.0	7.8	8.3	7.3
	Middle attainers	53	5.3	6.0	6.8	6.1	5.0	5.7	6.5	5.3
	Lower attainers	38	3.9	4.4	5.1	4.5	3.3	3.8	4.3	3.5
Pupil Premium	FSM (in last 6 years)	15	5.3	6.0	6.7	6.1	4.8	5.5	6.2	5.1
	Not FSM (in last 6 years)	190	6.0	6.7	7.3	6.8	5.9	6.6	7.2	6.2
FSM	FSM	6	5.0	5.6	6.4	5.7	4.1	4.6	5.3	4.3
	Not FSM	199	6.0	6.7	7.3	6.8	5.8	6.6	7.2	6.2
FSM Ever	FSM (ever)	15	5.3	6.0	6.7	6.1	4.8	5.5	6.2	5.1
	Not FSM (ever)	190	6.0	6.7	7.3	6.8	5.9	6.6	7.2	6.2
SEN Group	SEN Support	19	4.3	4.8	5.5	4.9	4.2	4.8	5.4	4.4
	EHC Plan	6	3.7	4.1	4.7	4.2	3.1	3.5	4.0	3.3
	No SEN	180	6.2	6.9	7.6	7.0	6.1	6.8	7.4	6.4
EAL	First language not English	16	5.8	6.5	7.2	6.6	6.1	6.8	7.4	6.4
	First language English	189	6.0	6.6	7.3	6.7	5.8	6.5	7.1	6.1
Ethnicity	White	190	5.9	6.6	7.3	6.7	5.8	6.5	7.1	6.1
	Black African	2	5.1	5.7	6.4	5.8	4.3	4.9	5.5	4.6
	Indian	1	7.5	8.2	8.6	8.3	8.1	8.6	8.9	8.4
	Other Asian	8	6.2	6.9	7.5	7.0	6.4	7.1	7.7	6.7
	Chinese	2	6.9	7.7	8.3	7.8	7.3	8.1	8.6	7.7
	Any Other	1	4.5	5.1	5.8	5.2	4.3	4.9	5.6	4.5
	Unknown	1	6.3	7.1	7.8	7.2	4.9	5.5	6.3	5.2

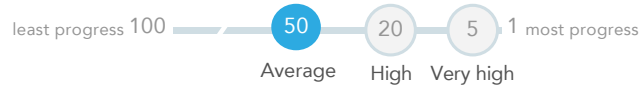


Example Secondary School

Year 11 KS4
SCHOOL

Pupils

205 pupils



Pupil Details & context	Attainment Key Stage 2 Results	Attainment 8 grade (9-1 scale) Based on Average challenge setting					Attainment 8 entries Estimated entries		% chance Estimated chances				
		HML	Reading	Writing	Maths	Overall	English	Maths	Ebacc	Open	Ebacc	Open	Grade 5+ English & Maths
Pupil 1 08/05/2001 Male	PP EAL SEN ALERTS	L	5C	4	3C	4.8	3.0	3.7	4.5	2.9	2.9	3%	1%
Pupil 2 15/10/2000 Male	PP EAL SEN ALERTS	H	5A	5	6B	7.9	8.3	8.1	7.9	3.0	3.0	99%	85%
Pupil 3 12/01/2001 Male	PP EAL SEN ALERTS	H	5C	5	5A	6.4	6.9	6.5	6.5	3.0	3.0	88%	37%
Pupil 4 11/08/2001 Female	PP EAL SEN ALERTS	L	4C	4	4A	4.8	4.7	4.2	5.1	3.0	2.9	23%	2%
Pupil 5 19/09/2000 Male	PP EAL SEN ALERTS	H	5C	5	5C	6.0	5.7	5.6	5.9	3.0	3.0	61%	17%
Pupil 6 10/08/2001 Male	PP EAL SEN ALERTS	H	5B	6	6A	8.0	8.5	8.2	8.1	3.0	3.0	99%	90%
Pupil 7 15/08/2001 Female	PP EAL SEN ALERTS	H	5B	5	5A	7.8	8.0	7.9	7.8	3.0	3.0	97%	80%
Pupil 8 08/05/2001 Male	PP EAL SEN ALERTS	H	5B	5	4A	7.2	6.3	6.7	6.8	3.0	3.0	73%	49%
Pupil 9 07/05/2001 Male	PP EAL SEN ALERTS	H	5B	5	5C	7.0	6.1	6.3	6.8	3.0	3.0	71%	40%
Pupil 10 05/09/2000 Female	PP EAL SEN ALERTS	H	5B	5	5A	7.2	7.2	7.1	7.2	3.0	3.0	92%	59%
Pupil 11 25/02/2001 Female	PP EAL SEN ALERTS	H	4A	5	5B	6.5	6.6	6.2	6.4	3.0	2.9	80%	33%
Pupil 12 22/04/2001 Male	PP EAL SEN ALERTS	M	4A	4	5C	5.1	5.8	5.2	5.3	3.0	2.9	60%	8%

Example Secondary School

Target-setting subject dashboard



Reports

- Overview
- Pupil groups
- Pupils

What it tells you

See FFT Benchmarks for all my subjects.

See FFT Benchmarks for different groups of pupils.

Compare your own progress to FFT Benchmarks.

About this example dashboard



This dashboard is an example showing Year 11 subjects and the breakdown for one subject. The online subscription version of FFT contains reports for each year group and every GCSE subject. This will give access to individual pupil predictions for every student, an example extract is shown below.

Example Secondary School Overview

KS4 FFT Benchmark estimates Year 11 (KS4 assessment in 2017)

120

Pupils

26.6

KS2 APS

31%

FSM6

92%

Attend

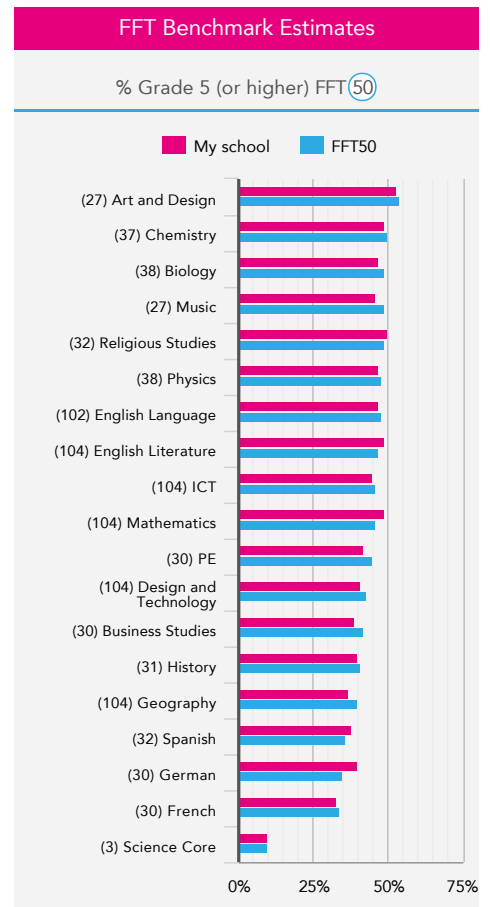
21%

SEN

20%

EAL

	Pupils	% Grade 5 (or higher)			
		Average FFT 50	High FFT 20	Very high FFT 5	My school
Art and Design	29	54%	61%	68%	53%
Biology	43	49%	57%	63%	47%
Business Studies	32	42%	52%	62%	39%
Chemistry	42	50%	58%	65%	49%
Design and Technology	118	43%	53%	61%	41%
English Language	117	48%	54%	60%	47%
English Literature	118	47%	55%	62%	49%
French	32	34%	44%	54%	33%
Geography	118	40%	50%	60%	37%
German	33	35%	45%	55%	40%
History	35	41%	51%	60%	40%
ICT	118	46%	58%	68%	45%
Mathematics	119	46%	54%	65%	49%
Music	29	49%	60%	68%	46%
PE	33	45%	54%	63%	42%
Physics	43	48%	56%	62%	47%
Religious Studies	36	49%	59%	68%	50%
Science Core	3	10%	15%	22%	10%
Spanish	36	36%	47%	58%	38%



Example Secondary School

· Art and Design

Pupil groups

KS4 FFT Benchmark estimates Year 11 Art and Design (KS4 assessment in 2017)

29

Pupils

27.4

KS2 APS

41%

FSM6

92%

Attend

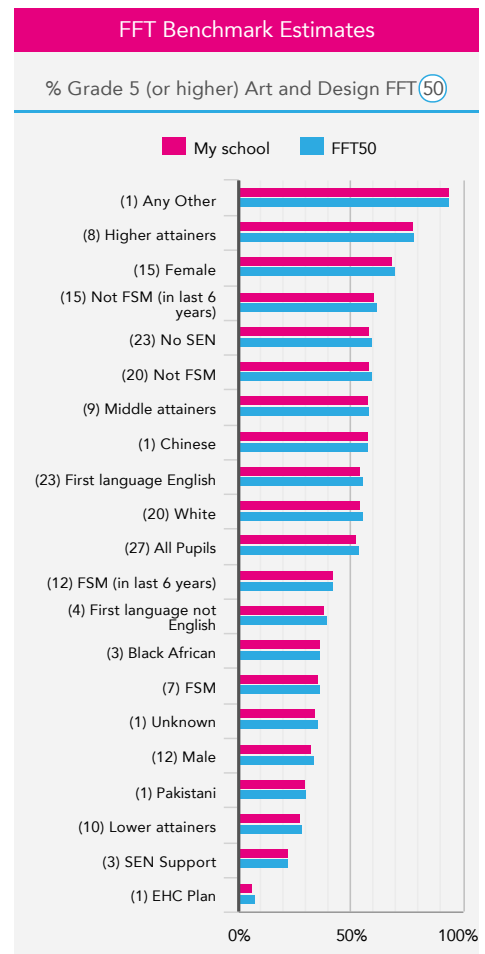
14%

SEN

21%

EAL


			% Grade 5 (or higher)			
		Pupils	Average FFT 50	High FFT 20	Very high FFT 5	My school
Summary	All Pupils	29	54%	61%	68%	53%
Gender	Male	12	34%	41%	49%	33%
	Female	17	70%	77%	84%	69%
Prior Attainment	Higher attainers	8	79%	85%	89%	78%
	Middle attainers	9	59%	68%	76%	58%
	Lower attainers	10	29%	36%	44%	28%
Pupil Premium	FSM (in last 6 years)	12	43%	51%	58%	43%
	Not FSM (in last 6 years)	17	62%	70%	76%	61%
FSM	FSM	7	37%	44%	51%	36%
	Not FSM	22	60%	67%	74%	59%
SEN Group	SEN Support	3	23%	30%	38%	23%
	EHC Plan	1	8%	11%	14%	7%
	No SEN	25	60%	67%	74%	59%
EAL	First language not English	6	40%	48%	57%	39%
	First language English	23	56%	63%	70%	55%
Ethnicity	White	21	56%	64%	70%	55%
	Black African	4	37%	45%	52%	37%
	Pakistani	1	31%	39%	47%	30%
	Chinese	1	58%	67%	76%	58%
	Any Other	1	94%	97%	98%	94%
	Unknown	1	36%	45%	54%	35%



Example Secondary School

· Art and Design Pupils

Year 11 KS4
9-1 · SCHOOL



Pupil Details & context	Attainment Key Stage 2 Results	FFT Benchmark Based on High challenge setting	Set a target Combine data, knowledge & aspiration
----------------------------	-----------------------------------	--	--

	Avg	Reading	Writing	Maths	Chance of each grade	Risk of lower grade	FFT (20) grade	Chance of higher grade	Target grade	How likely, FFT (20)	How likely, my school	Target reviewed?
Sally Apple 01/08/2000 Female	4C	4A	3B	3A	1 2 3 4 5 6 7 8 9 1 7 13 24 23 18 8 4 2 Chance (%)	45%	5-	32%				
Hayley Argon 01/10/1999 Female	5C	4B	4A	5B	1 2 3 4 5 6 7 8 9 - 2 7 13 20 26 14 11 7 Chance (%)	42%	6-	32%				
Quentin Asparagus 01/03/2000 Male	4C	4B	4C	4C	1 2 3 4 5 6 7 8 9 4 11 19 27 19 12 5 2 1 Chance (%)	34%	4	39%				
Dale Banana 01/12/1999 Male	5B	5C	5B	5A	1 2 3 4 5 6 7 8 9 - 2 5 11 17 23 15 15 12 Chance (%)	35%	6	42%				
Gill Bilberry 01/06/2000 Female	5C	5C	5C	4A	1 2 3 4 5 6 7 8 9 - 1 2 7 14 24 18 17 17 Chance (%)	48%	7	34%				
Aimee Blackberry 01/12/1999 Female	4C	4A	4C	3B	1 2 3 4 5 6 7 8 9 1 6 12 24 23 19 8 5 2 Chance (%)	43%	5-	34%				
Jessica Bloodorange 01/09/1999 Female	3A	4B	3C	4C	1 2 3 4 5 6 7 8 9 2 9 16 27 22 15 6 2 1 Chance (%)	27%	4+	46%				
Lewis Blueberry 01/02/2000 Male	4C	4C	3B	4C	1 2 3 4 5 6 7 8 9 4 13 20 28 18 10 5 1 1 Chance (%)	37%	4	35%				
Daisy Borlotti 01/09/1999 Female												

Example Secondary School

Year 11

KS4

Alex Avocado Subjects

9-1 · SCHOOL

08/06/2001
Male

ALERTS

PP EAL SEN

HML Reading Writing Maths

L 5C 4 3C

8 subjects
0 targets set
0 targets reviewed
0 below benchmark

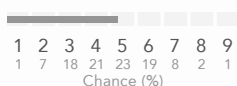
Subject

FFT Benchmark
Based on average challenge setting

Pupil target data
Combine data, knowledge & aspiration

Chance of each grade or higher Risk of lower grade **Benchmark grade** Chance of higher grade **Target grade** How likely? Target reviewed?

Business Studies



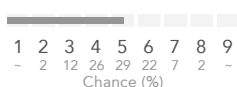
47%

5-

FFT5
Very high

30%

English Language



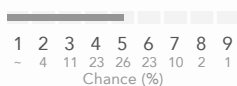
40%

5

FFT5
Very high

31%

English Literature



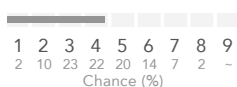
38%

5

FFT5
Very high

36%

Geography



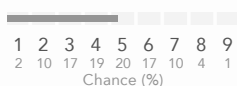
35%

4+

FFT5
Very high

43%

History



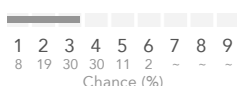
48%

5-

FFT5
Very high

32%

Mathematics



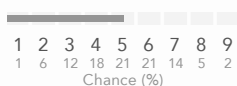
27%

3+

FFT5
Very high

43%

Religious Studies



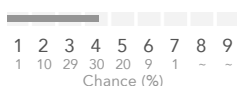
37%

5

FFT5
Very high

42%

Science Core



40%

4

FFT5
Very high

30%

Showing 1 to 8 of 8 entries