

Self Valley Primary School

Target-setting Subject dashboard

Year
4

Key
Stage
2

Reports

- Overview
- Pupil groups
- Pupils

What it tells you

See FFT Benchmarks for all my subjects.

See FFT Benchmarks for different groups of pupils.

Compare your own progress to FFT Benchmarks.

About this dashboard



This dashboard is an example showing Year 4 subjects and the breakdown for one subject.

The online subscription version of FFT contains reports for years 1, 2, 3, 4, 5, 6 together with a breakdown for every subject. This will give access to individual pupil predictions for every child, an example extract is shown below.

Self Valley Primary School

Year 4 KS2 SCHOOL

Overview

KS2 FFT Benchmark estimates Year 4 (KS2 assessment in 2019)

30

Pupils

15.6

KS1 APS

27%

FSM6

96%

Attend

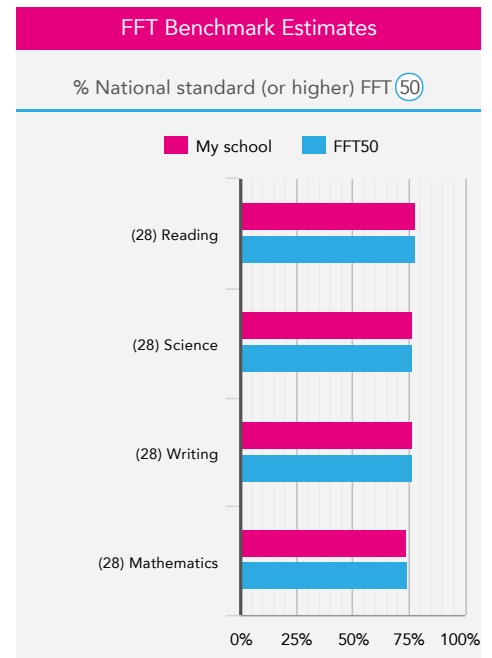
17%

SEN

23%

EAL

	Pupils	% National standard (or higher)			
		Average FFT 50	High FFT 20	Very high FFT 5	My school
Reading	30	78%	83%	88%	78%
Writing	30	77%	82%	87%	77%
Mathematics	30	75%	81%	86%	74%
Science	30	77%	82%	86%	77%



Self Valley Primary School · Reading

Year 4 KS2 SCHOOL

Pupil groups

KS2 FFT Benchmark estimates Year 4 Reading (KS2 assessment in 2019)

30

Pupils

15.6

KS1 APS

27%

FSM6

96%

Attend

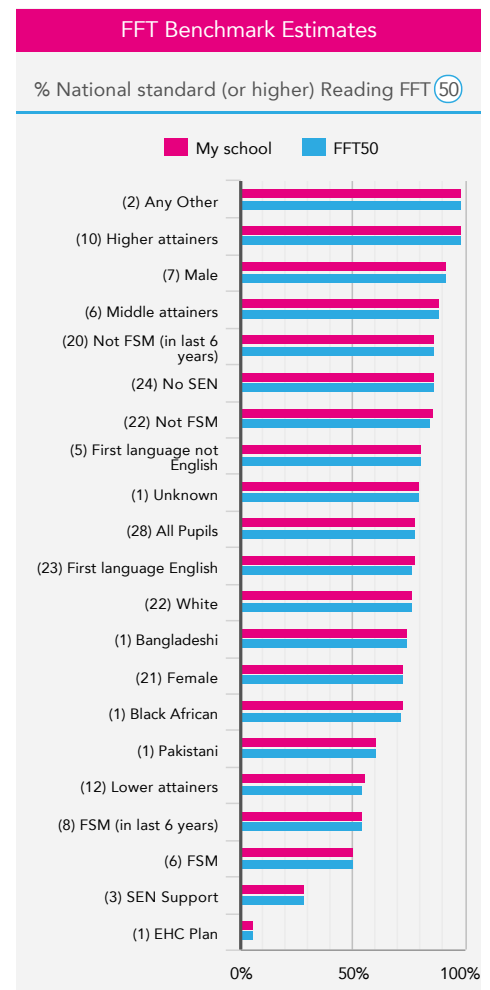
17%

SEN

23%

EAL

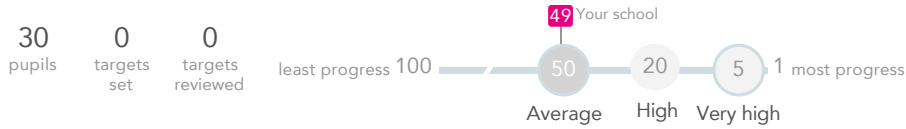
			% National standard (or higher)			
		Pupils	Average FFT 50	High FFT 20	Very high FFT 5	My school
Summary	All Pupils	30	78%	83%	88%	78%
Gender	Male	7	92%	95%	98%	92%
	Female	23	73%	79%	84%	73%
Prior Attainment	Higher attainers	10	99%	99%	100%	99%
	Middle attainers	6	89%	94%	97%	89%
	Lower attainers	12	55%	64%	73%	56%
Pupil Premium	FSM (in last 6 years)	8	55%	62%	68%	55%
	Not FSM (in last 6 years)	21	87%	92%	95%	87%
FSM	FSM	7	51%	56%	62%	51%
	Not FSM	23	85%	90%	94%	86%
SEN Group	SEN Support	4	29%	38%	49%	29%
	EHC Plan	1	6%	10%	18%	6%
	No SEN	25	87%	92%	95%	87%
EAL	First language not English	7	81%	87%	92%	81%
	First language English	23	77%	82%	87%	78%
Ethnicity	White	22	77%	82%	86%	77%
	Black African	2	72%	82%	89%	73%
	Pakistani	1	61%	72%	83%	61%
	Bangladeshi	1	75%	84%	91%	75%
	Any Other	2	99%	100%	100%	99%
	Unknown	1	80%	87%	92%	80%
	No Ethnicity Data	1	-	-	-	-



Self Valley Primary School · Reading

Year 4 KS2 SCHOOL

Pupils



Pupil Details & context	Attainment Key Stage 1 Results				FFT Benchmark Based on Average challenge setting			Set a target Combine data, knowledge & aspiration							
	Avg	Reading	Writing	Maths	Chance of each band			Risk of lower band	FFT band	Chance of higher band	Target band	How likely, FFT (50)	How likely, my school	Target reviewed?	
Luke Arugula 01/07/2007 Male OPPS: ██████████ ALERTS: ██████████	3	3	3	3	B	W	N	A	M	21%	A+	49%	?		
Fiona Caraway 01/11/2006 Female OPPS: ██████████ ALERTS: ██████████	2B	2B	2B	2B	B	W	N	A	M	17%	N	10%	?		
Amanda Cerium 01/06/2007 Female OPPS: ██████████ ALERTS: ██████████	1	2C	1	1	B	W	N	A	M	44%	W-	28%	?		
Lisa Chamomile 01/11/2006 Female OPPS: ██████████ ALERTS: ██████████	2B	2B	2B	2B	B	W	N	A	M	17%	N	10%	?		
Tina Cherimoya 01/11/2006 Female OPPS: ██████████ ALERTS: ██████████	2A	2A	2B	3	B	W	N	A	M	3%	N+	46%	?		
Jenny Coriander 01/09/2006 Female OPPS: ██████████ ALERTS: ██████████	3	3	3	3	B	W	N	A	M	25%	A+	45%	?		
Joanne Curium 01/10/2006 Female OPPS: ██████████ ALERTS: ██████████	3	3	3	3	B	W	N	A	M	23%	A+	47%	?		
Edward Daikon 01/10/2006 Male OPPS: ██████████ ALERTS: ██████████	2A	2B	2A	3	B	W	N	A	M	5%	N+	38%	?		
Sophie Delicata 01/03/2007 Female OPPS: ██████████ ALERTS: ██████████													?		

Self Valley Primary School · Luke Arugula

Year 4 KS2 SCHOOL

Subjects

01/07/2007
Male

OPPS ALERTS

PP EAL SEN

Avg Reading Writing Maths

3 3 3 3

4 subjects

0 targets set

0 targets reviewed

0 below benchmark

Subject

FFT Benchmark
Based on average challenge setting

Pupil target data
Combine data, knowledge & aspiration

	Chance of each band or higher	Risk of lower band	Benchmark band	Chance of higher band	Target band	How likely?	Target reviewed?										
Reading	<table border="1"> <tr> <td>B</td> <td>W</td> <td>N</td> <td>A</td> <td>M</td> </tr> <tr> <td>0</td> <td>1</td> <td>20</td> <td>30</td> <td>49</td> </tr> </table> <p>Chance (%)</p>	B	W	N	A	M	0	1	20	30	49	21%	A+	49%	?		
B	W	N	A	M													
0	1	20	30	49													
Writing	<table border="1"> <tr> <td>B</td> <td>W</td> <td>N</td> <td>A</td> <td>M</td> </tr> <tr> <td>0</td> <td>1</td> <td>20</td> <td>33</td> <td>46</td> </tr> </table> <p>Chance (%)</p>	B	W	N	A	M	0	1	20	33	46	21%	A+	46%	?		
B	W	N	A	M													
0	1	20	33	46													
Mathematics	<table border="1"> <tr> <td>B</td> <td>W</td> <td>N</td> <td>A</td> <td>M</td> </tr> <tr> <td>0</td> <td>0</td> <td>10</td> <td>28</td> <td>62</td> </tr> </table> <p>Chance (%)</p>	B	W	N	A	M	0	0	10	28	62	38%	M	1%	?		
B	W	N	A	M													
0	0	10	28	62													
Science	<table border="1"> <tr> <td>B</td> <td>W</td> <td>N</td> <td>A</td> <td>M</td> </tr> <tr> <td>0</td> <td>1</td> <td>19</td> <td>32</td> <td>48</td> </tr> </table> <p>Chance (%)</p>	B	W	N	A	M	0	1	19	32	48	20%	A+	48%	?		
B	W	N	A	M													
0	1	19	32	48													

Showing 1 to 4 of 4 entries

First Previous 1 Next Last