

This webinar will start at 2pm



Aspire Pupil Tracking

Take a journey with FFT



Module 2: Reports – Tracking
pupils over time

For your information



- Today's session is being recorded
- Please turn your cameras OFF

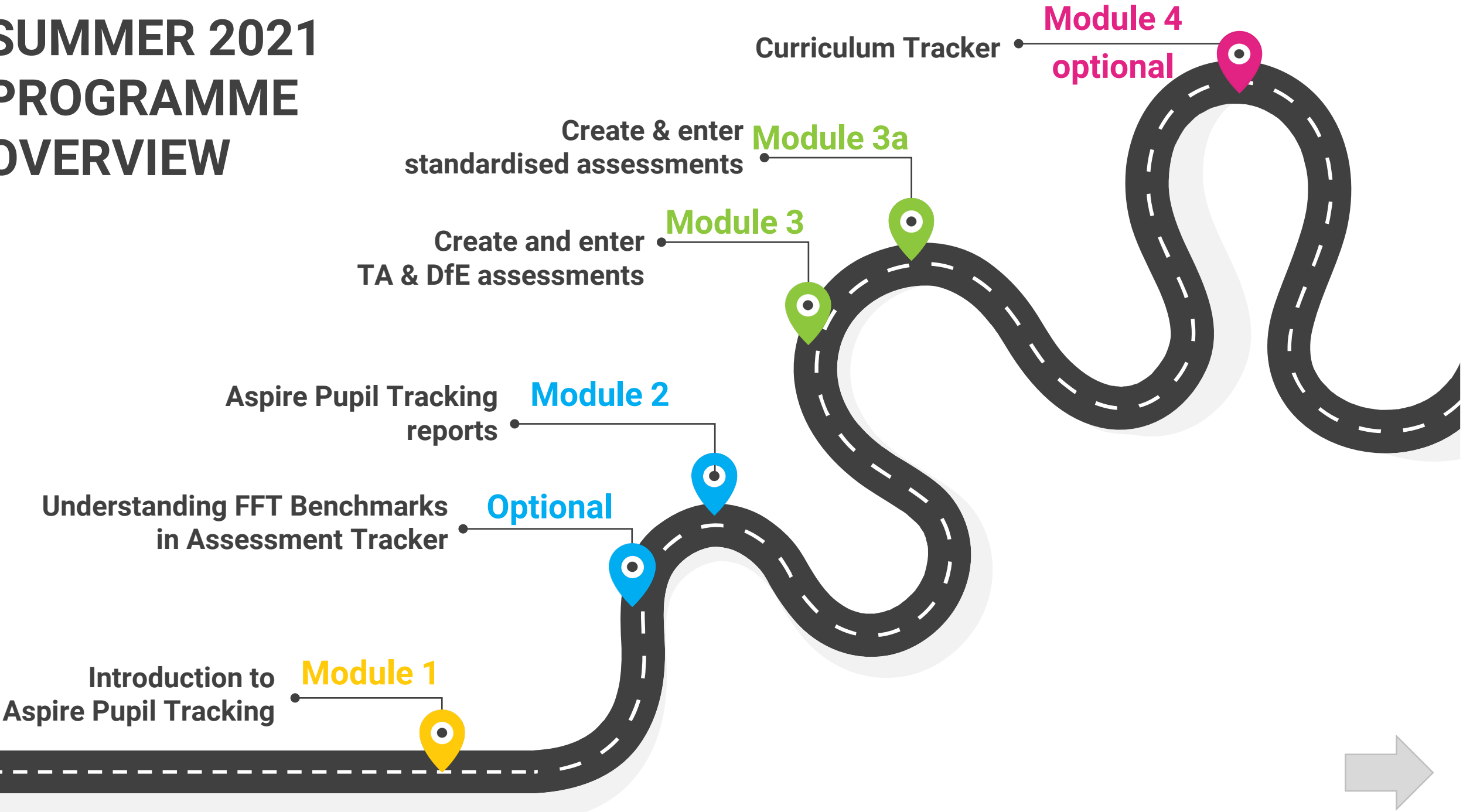


- We have muted all microphones, please use the 'chat' facility if you have any questions
- Please direct any questions to **Heidi (FFT)** and we will answer them at the end of the session



- Today's slides will be emailed early next week & the recording placed on our Vimeo site: <https://vimeo.com/fftedu>
- For specific questions about your school please contact our support team on support@fft.org.uk or **01446 776262 (option 2)**

SUMMER 2021 PROGRAMME OVERVIEW



Core

Module 2: Using the reports in Aspire Pupil Tracking

Session Overview:

1

Discover the range of overview, subjects, year groups, classes and pupil reports

2

Compare current attainment to estimates/ targets

3

Ask the experts – Q&A session

16th June at 2pm



Accessing reports

Assessment tracker

Summary



My school groups **NEW**

Pupils

Pupils scatterplot

Pathway **NEW**

Enter pupil assessments

Create & edit assessments

Curriculum Tracker

Curriculum assessments

Enter curriculum assessments

Create curriculum

Detailed pupil tracking through every assessment

View reports >

Create & edit assessments >

View & edit curriculums >

Create curriculum >

Create assessment >

Just added

NEW Pathway report

See assessment performance through a key stage, year or term.

Pathway report >

NEW Define your own groups

Create and analyse the performance of your own school groups.

Start using school groups >

Just added

NEW Copy Curriculum TAs

Easily copy your Curriculum Tracker teacher assessments into Assessment Tracker.

Go to curriculums >

Create your autumn term assessments

Curriculum Tracker
Add your curriculum

Create curriculum >

Contact us

Need help getting started? Our team is on hand if you need any help getting set up and adding assessment data.

Email us or phone 01446 776262 (option 2)

Summary report: selecting assessments

Assessment: Autumn Term TA (18/19) | Year: Year 6 | Class: All selected | Key Stage 2 | Filters

Search assessments... | Year 6 | Year 5 | Year 4 | Year 3 | Class: 6A, 6B, 6C

Pathway | Based on pupils with both assessments & FFT estimates

Search:

	Total pupils	Pupils with assessments	Pupils with FFT estimates	Estimate	Attainment	Diff
Autumn Term TA (18/19)	90	90	86	62%	58%	-4%
Mock DfE 18 tests Y6 (18/19)	90	90	86	10%	1%	-9%
Mock DfE 2017 Tests Y6 (18/19)	90	90	86	104.0	104.3	0.3
Mock DfE tests 16 Y6 (18/19)	90	90	86	103.5	105.4	1.9
RS Assessment tests Autumn (19/20)	90	90	86	69%	78%	9%
Spring TA (18/19)	90	90	86	26%	17%	-9%
Summer TA (18/19)	90	90	86	104.6	105.8	1.2
Average Scaled Score (Re, Ma)	90	90	86	73%	77%	4%
% Expected standard+ Reading	90	90	86	21%	22%	1%
% Higher standard Reading	90	90	86			
Scaled Score Reading	90	78	75			
% Expected standard+ Writing	90	90	86			
% Higher standard Writing	90	90	86			

Summary report: Assessment timeline

fft:aspire home pupil tracking Whitborn Academy

Assessment: Autumn Term TA (18/19) | Year: Year 6 | Class: All selected | Key Stage 2 | Filters

Summary | Year groups | Classes | Pupil groups | Pupils | Pupils scatterplot

Benchmark: 50 | 20 | 5 | Compare with another assessment | Enter pupil assessments | Based on pupils with both assessments & FFT estimates | Hide timeline

Summary


	Total pupils	↕ Pupils with assessments	↕ Pupils with FFT estimates	↕ Estimate	↕ Attainment	↕ Diff
% Expected standard+ (Re, Wr, Ma)	90	90	86	62%	50%	-12%
% Higher standard (Re, Wr, Ma)	90	90	86	10%	1%	-9%
Average Scaled Score (Re, GPS, Ma)	90	90	86	104.0	102.5	-1.5
Average Scaled Score (Re, Ma)	90	90	86	103.5	101.7	-1.8

Summary report: changing level of challenge

Assessment: Autumn Term TA KS2 20/21 | Year: Year 6 | Class: All selected | Key Stage 2 | Filters

Summary | Year groups | Classes | Pupil groups | My school groups | Pupils | Pupils scatterplot | Pathway

Benchmark: 50 | 20 | 5 | Compare with another assessment | Enter pupil assessments | Based on pupils with both assessments & FFT estimates

Summary 

Search:

	Total pupils	↕ Pupils with assessments	↕ Pupils with FFT estimates	↕ Estimate	↕ Attainment	↕ Diff
% Expected standard+ (Re, Wr, Ma)	90	90	86	74%	50%	-24%
% Higher standard (Re, Wr, Ma)	90	90	86	26%	1%	-24%
Average Scaled Score (Re, GPS, Ma)	90	90	86	108.4	102.5	-5.9
Average Scaled Score (Re, Ma)	90	90	86	107.4	101.7	-5.7
% Expected standard+ Reading	90	90	86	80%	72%	-8%
% Higher standard Reading	90	90	86	44%	26%	-18%
Scaled Score Reading	90	90	86	107.2	102.3	-4.8
% Expected standard+ Writing	90	90	86	83%	76%	-7%
% Higher standard Writing	90	90	86	42%	20%	-23%

Summary report: 3 alternate views

Assessment **April Y6 DfE Past SAT** | Year **Year 6** | Class **All selected** | **Key Stage 2** | **Filters**

Summary | Year groups | Classes | Pupil groups | My school groups | Pupils | Pupils scatterplot | Pathway

Benchmark **50** **20** **5** | [Compare with another assessment](#) | [Enter pupil assessments](#) | [Based on pupils with assessments](#)

Summary

Search:

	Total pupils	↕ Pupils with assessments	↕ <u>Attainment</u>
% Expected standard+ (Re, Wr, Ma)	90	90	57%
% Higher standard (Re, Wr, Ma)	90	90	1%
Average Scaled Score (Re, GPS, Ma)	90	90	104.1
Average Scaled Score (Re, Ma)	90	90	105.1
% Expected standard+ Reading	90	90	76%
% Higher standard Reading	90	90	17%
Scaled Score Reading	90	78	105.4
% Expected standard+ Writing	90	90	76%
% Higher standard Writing	90	90	22%

Summary report: pupil group filtering

Assessment
April Y6 DfE Past
SAT

Year
Year 6

Class
All selected

Key Stage 2

Filters

Gender: × Male

Term of Birth: × Summer Term

Summary Year groups Classes Pupil groups My school groups Pupils Pupils scatterplot Pathway

Benchmark 50 20 5

[Compare with another assessment](#) ↗
[Enter pupil assessments](#) +

[Based on pupils with both assessments & FFT estimates](#) ↗

Summary

Search:

	Total pupils	↕ Pupils with assessments	↕ Pupils with FFT estimates	↕ Estimate	↕ Attainment	↕ Diff
% Expected standard+ (Re, Wr, Ma)	19	19	17	58%	53%	-6%
% Higher standard (Re, Wr, Ma)	19	19	17	5%	0%	-5%
Average Scaled Score (Re, GPS, Ma)	19	19	17	103.0	103.5	0.6
Average Scaled Score (Re, Ma)	19	19	17	102.4	104.8	2.4
% Expected standard+ Reading	19	19	17	64%	71%	6%
% Higher standard Reading	19	19	17	21%	6%	-15%
Scaled Score Reading	19	14	13	104.7	105.4	0.7
% Expected standard+ Writing	19	19	17	69%	76%	8%

Year groups report

Assessment **Autumn RS Tests KS2 19/20**

Year **All selected**

Key Stage 2 Filters Indicators

Summary **Year groups** Classes Pupils

Benchmark 50 20 5

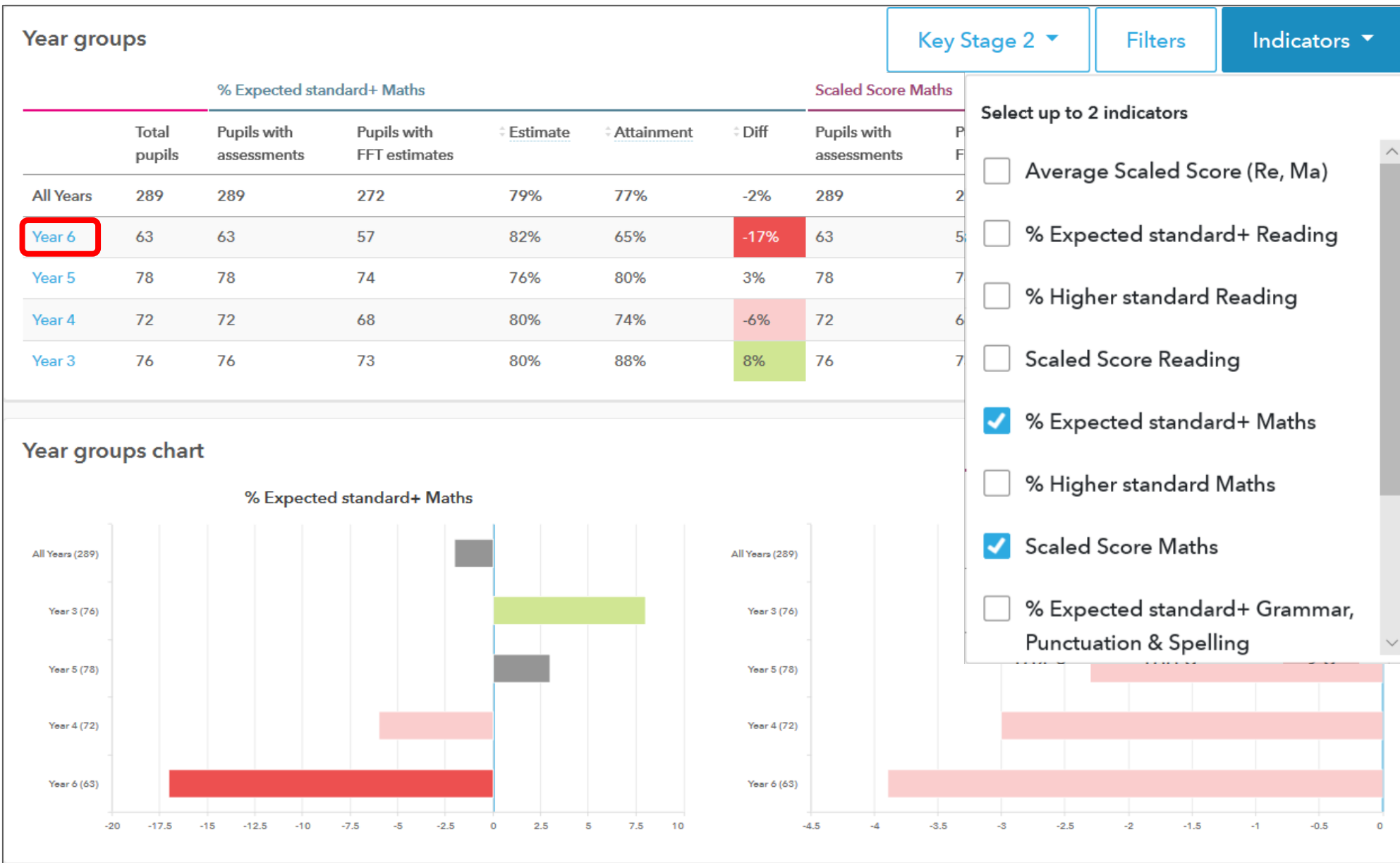
Year groups

Year 6 Year 5 Year 4 Year 3

Based on pupils with both assessments & FFT estimates

	% Expected standard+ Reading						Scaled Score Reading				
	Total pupils	Pupils with assessments	Pupils with FFT estimates	Estimate	Attainment	Diff	Pupils with assessments	Pupils with FFT estimates	Estimate	Attainment	Diff
All Years	211	211	198	71%	70%	-2%	211	198	103.1	101.9	-1.2
Year 6	63	63	57	67%	67%	0%	63	57	101.6	100.7	-0.9

Year groups report



Subject Leads

Year Leaders

Summary report: by class

Assessment: Autumn RS Tests KS2 19/20 | Year: Year 4 | Class: All selected

Key Stage 2 | Filters | Indicators

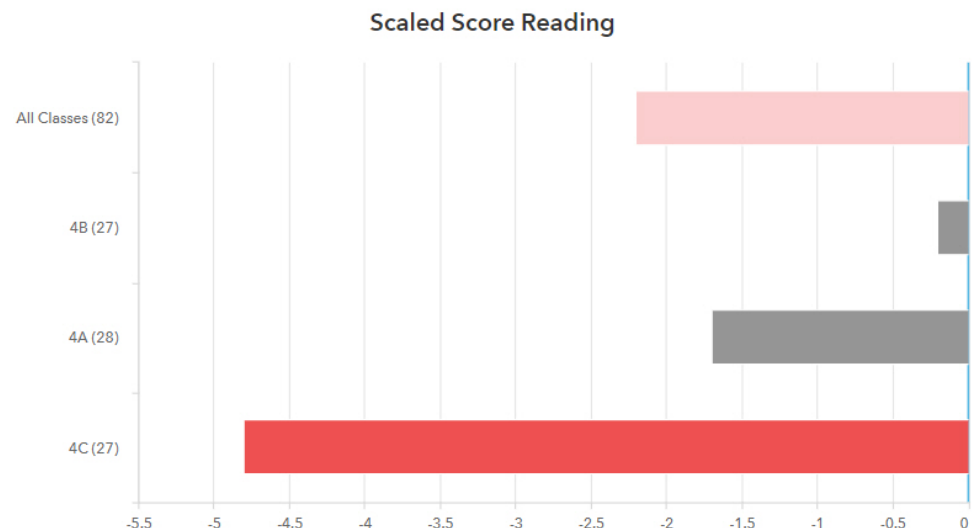
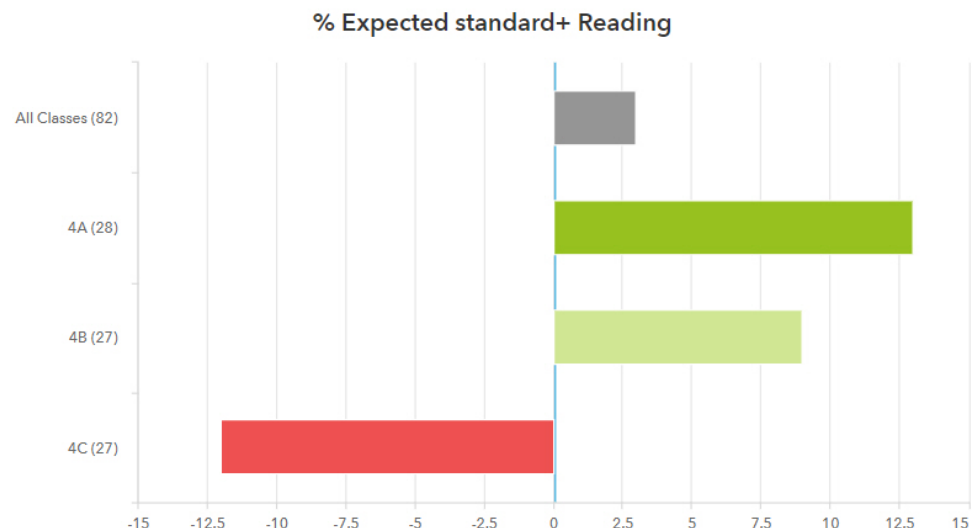
Summary | Year groups | **Classes** | Pupil groups | My school groups

Benchmark: 50 | 20 | 5

Based on pupils with both assessments & FFT estimates

Class	82	82	76	72%	75%	3%	82	76	104.0	101.8	-2.2
4A	28	28	26	72%	85%	13%	28	26	104.1	102.4	-1.7
4B	27	27	25	67%	76%	9%	27	25	102.8	102.6	-0.2
4C	27	27	25	76%	64%	-12%	27	25	105.0	100.2	-4.8

Classes chart Displays the indicators selected above visually



Pupil groups

ff: aspire pupil tracking target setting self-evaluation student explorer collaborate pupil tracking Whitborn Academy

Assessment: Autumn Term TA KS2 20/21 Year: Year 4 Class: All selected Key Stage 2 Filters Indicators

Summary Year groups Classes Pupil groups My school groups Pupils Pupils scatterplot Pathway

Benchmark 50 20 5 Compare with another assessment Enter pupil assessments

? This table shows how pupils from various groups performed in the current assessment. Click on a group name to drill down to its pupils.

Pupil groups Year 4 - All classes

		% Expected standard+ Reading						Scaled Score Reading				
		Total pupils	Pupils with assessments	Pupils with FFT estimates	Estimate	Attainment	Diff	Pupils with assessments	Pupils with FFT estimates			
All Pupils	All Pupils	85	85	85	72%	80%	8%	85	85	103.3	103.5	0.2
Gender	Male	46	46	46	72%	76%	4%	46	46	103.4	103.4	0.0
	Female	39	39	39	71%	85%	14%	39	39	103.1	103.6	0.5
Prior Attainment	Higher attainers	6	6	6	99%	83%	-16%	6	6	112.4	104.0	-8.4
	Middle attainers	56	56	56	84%	82%	-2%	56	56	105.9	104.3	-1.7
	Lower attainers	23	23	23	33%	74%	41%	23	23	94.4	101.5	7.1
Pupil Premium	FSM (in last 6 years)	6	6	6	48%	83%	35%	6	6	97.4	102.2	4.8
	Not FSM (in last 6 years)	79	79	79	73%	80%	6%	79	79	103.7	103.6	-0.1

Select up to 2 indicators

- Average Scaled Score (Re, Ma)
- % Expected standard+ Reading
- % Higher standard Reading
- Scaled Score Reading
- % Expected standard+ Writing
- % Higher standard Writing
- Scaled Score Writing



Pupil groups

ff aspire pupil tracking target setting self-evaluation student explorer collaborate pupil tracking Whitborn Academy

Assessment: Autumn Term TA KS2 20/21 | Year: Year 4 | Class: All selected | Key Stage 2 | Filters | Indicators

Summary Year groups Classes Pupil groups My school groups Pupils Pupils scatterplot Pathway

Benchmark: 50 20 5 | Compare with another assessment | Enter pupil assessments | Based on pupils with both assessments & FFT estimates

? This table shows how pupils from various groups performed in the current assessment. Click on a group name to drill down to its pupils.

Pupil groups

Year 4 · All classes

Search:

		% Expected standard+ Reading						Scaled Score Reading				
		Total pupils	Pupils with assessments	Pupils with FFT estimates	Estimate	Attainment	Diff	Pupils with assessments	Pupils with FFT estimates	Estimate	Attainment	Diff
All Pupils	All Pupils	85	85	85	72%	80%	8%	85	85	103.3	103.5	0.2
Gender	Male	46	46	46	72%	76%	4%	46	46	103.4	103.4	0.0
	Female	39	39	39	71%	85%	14%	39	39	103.1	103.6	0.5
Prior Attainment	Higher attainers	6	6	6	99%	83%	-16%	6	6	112.4	104.0	-8.4
	Middle attainers	56	56	56	84%	82%	-2%	56	56	105.9	104.3	-1.7
	Lower attainers	23	23	23	33%	74%	41%	23	23	94.4	101.5	7.1
Pupil Premium	FSM (in last 6 years)	6	6	6	48%	83%	35%	6	6	97.4	102.2	4.8
	Not FSM (in last 6 years)	79	79	79	73%	80%	6%	79	79	103.7	103.6	-0.1

Pupil groups

target setting self-evaluation student explorer collaborate pupil tracking
Whitborn Academy

Assessment: Autumn Term TA KS2 20/21 | Year: Year 4 | Class: All selected

Key Stage 2 | Filters | Indicators

Prior attainment: Higher attainers

Summary | Year groups | Classes | Pupil groups | My school groups | **Pupils** | Pupils scatterplot | Pathway

Benchmark: 50 | 20 | 5 | Compare with another assessment | Enter pupil assessments | Based on pupils with both assessments & FFT estimates

? This table shows individual pupils' performance in the current assessment.

Pupils Year 4 - All selected Search:

Pupils (6)	Gender	FSM6	SEN	% Expected standard+ Reading			Scaled Score Reading		
				Estimate	Attainment	Diff	Estimate	Attainment	Diff
All Pupils				99%	83%	-16%	112.4	104.0	-8.4
Shannon Anastasopoulos	F	False	N	99%	100%	1%	111.3	105.0	-6.3
Lowell Maisand	M	False	N	99%	100%	1%	111.4	101.0	-10.4
Yancy Mejeur	M	False	N	99%	0%	-99%	111.9	94.0	-17.9
Juleesa Rafus	F	False	N	100%	100%	0%	114.3	105.0	-9.3
Lyal Terek	M	False	N	100%	100%	0%	114.1	105.0	-9.1
Rex Vertus	M	False	N	99%	100%	1%	111.5	114.0	2.5

My School Groups

ff: aspire pupil tracking target setting self-evaluation student explorer collaborate pupil tracking Whitborn Acaden

Assessment: Autumn Term TA KS2 19/20 Year: All selected Class: All selected Key Stage 2 Filters Indicators

Summary Year groups Classes Pupil groups My school groups Pupils Pupils scatterplot Pathway

Benchmark 50 20 5 Enter pupil assessments + Based on pupils with both assessments & FFT estimates

? This table shows how pupils from various groups performed in the current assessment. Click on a group name to drill down to its pupils.

School groups Year 6,5,4,3 - All classes Search:

Groups	Sub-groups	Total pupils	% Expected standard+ Reading					Scaled Score Reading				
			Pupils with assessments	Pupils with FFT estimates	Estimate	Attainment	Diff	Pupils with assessments	Pupils with FFT estimates	Estimate	Attainment	Diff
Attendance 19/20	90% +	51	51	45	64%	67%	3%	51	45	101.0	99.9	-1.1
	Less than 90%	12	12	12	78%	67%	-11%	12	12	103.8	99.7	-4.2
Forever Pupils		240	240	225	72%	75%	3%	240	225	103.3	102.4	-1.0
Reading Booster Groups 19/20		6	6	6	27%	67%	39%	6	6	93.7	100.0	6.3
Y6 Reading Teaching Group 19/20	Mrs Jones	32	32	30	70%	67%	-3%	32	30	102.2	100.1	-2.1
	Mr Smith	31	31	27	64%	67%	3%	31	27	100.8	99.6	-1.2

NEW Aspire Pupil Tracking

- Assessment tracker
- Create new assessment
- Edit existing assessment
- Enter pupil assessment data
- Add pupils to my school groups
- Create & edit my school groups



My School Groups

aspire pupil tracking target setting self-evaluation student explorer collaborate pupil tracking Whitborn Academy

Add pupils to school groups My school groups **Create a school group** ? Help

Create a school group

Group name & description

Add the name of the group you are creating and a brief description of the group. You can then add pupils to the group. Once groups are created you can analyse the performance of the groups.

Examples of school groups

- Intervention group
- Teaching group (if different to class)
- Combined year group classes

Note: we will automatically append the current academic year to the group name

Description (optional)

Sub-groups (optional)

Any labels you add here let you further categorise a pupil. On the School Groups report, these appear underneath the school group.

Examples of sub-groups

- Mr Smith
- Mrs Jones

Add a sub-group Add

Sub-groups

English

Maths

Create school group or Cancel

My School Groups

ffft aspire pupil tracking | target setting | self-evaluation | student explorer | collaborate | pupil tracking | Whitborn Academy

Add pupils to school groups | My school groups | Create a school group

Add pupils to my school groups

Choose group: **Intervention Groups**

Populate via file upload (optional) - Show

Pupils (329)	Intervention Groups
<input type="checkbox"/> Show only pupils who aren't in any groups	
Year Year 4 · 4A	English
Year Year 4 · 4B	Maths
Year Year 2 · 2B	English
Year Year 3 · 3B	Maths
Year Year 4 · 4A	English Maths

Choose years: All years

Choose classes: All classes Why?

↑ Top | School groups report

Save or Cancel | ⚠ Unsaved changes

My School Groups

ffit aspire pupil tracking [target setting](#) [self-evaluation](#) [student explorer](#) [collaborate](#) [pupil tracking](#) Whitborn Academy

Assessment: Autumn Term TA KS2 19/20 | Year: All selected | Class: All selected | Key Stage 2 | Filters | Indicators

Summary | Year groups | Classes | Pupil groups | **My school groups** | Pupils | Pupils scatterplot | Pathway

Benchmark: 50 20 5 | Enter pupil assessments + | Based on pupils with both assessments & FFT estimates

? This table shows how pupils from various groups performed in the current assessment. Click on a group name to drill down to its pupils.

School groups

Year 6,5,4,3 - All classes

Search:

Groups	Sub-groups	Total pupils	% Expected standard+ Reading					Scaled Score Reading				
			Pupils with assessments	Pupils with FFT estimates	Estimate	Attainment	Diff	Pupils with assessments	Pupils with FFT estimates	Estimate	Attainment	Diff
Attendance 19/20	90% +	51	51	45	64%	67%	3%	51	45	101.0	99.9	-1.1
	Less than 90%	12	12	12	78%	67%	-11%	12	12	103.8	99.7	-4.2
Forever Pupils		240	240	225	72%	75%	3%	240	225	103.3	102.4	-1.0
Reading Booster Groups 19/20		6	6	6	27%	67%	39%	6	6	93.7	100.0	6.3
Y6 Reading Teaching Group 19/20	Mrs Jones	32	32	30	70%	67%	-3%	32	30	102.2	100.1	-2.1
	Mr Smith	31	31	27	64%	67%	3%	31	27	100.8	99.6	-1.2

Pupils

ffft aspire pupil tracking target setting self-evaluation student explorer collaborate pupil tracking Whitborn Academy

Assessment: Autumn Term TA KS2 20/21 Year: Year 4 Class: All selected Key Stage 2 Filters Indicators

Summary Year groups Classes Pupil groups My school groups Pupils Pupils scatterplot Pathway

Benchmark 50 20 5 Compare with another assessment Enter pupil assessments Based on pupils with both assessments & FFT estimates

? This table shows individual pupils' performance in the current assessment.

Pupils Year 4 - All selected Search:

Pupils (85)	Gender	FSM6	SEN	Scaled Score Reading			Scaled Score Writing			Scaled Score Maths		
				Estimate	Attainment	Diff	Estimate	Attainment	Diff	Estimate	Attainment	Diff
All Pupils				103.3	103.5		105.8	105.6	-0.2	104.2	104.5	0.2
Shannon Anastasopoulos	F	False	N	111.3	105.0	-6.3	115.0	107.0	-8.0	112.9	106.0	-6.9
Demaria Baudier	F	False	N	100.7	105.0	4.3	103.0	107.0	4.0	104.4	106.0	1.6
Kemuel Bingman	M	True	N	105.7	105.0	-0.7	107.0	107.0	0.0	107.0	106.0	-1.0
Javelle Bordeau	M	False	N	106.9	105.0	-1.9	109.0	107.0	-2.0	106.4	106.0	-0.4
Obera Borsch	F	False	N	106.4	101.0	-5.4	107.0	103.0	-4.0	107.9	103.0	-4.9
Elisabeth Bottke	F	False	N	106.2	101.0	-5.2	107.0	103.0	-4.0	107.7	103.0	-4.7
Gracious Boulter	F	False	N	107.4	101.0	-6.4	109.0	103.0	-6.0	107.1	103.0	-4.1



Pupils

ff: aspire pupil tracking target setting self-evaluation student explorer collaborate pupil tracking Whitborn Academy

Assessment: Autumn Term TA KS2 20/21 | Year: Year 4 | Class: All selected

Key Stage 2 | Filters | Indicators

Summary | Year groups | Classes | Pupil groups | My school groups | **Pupils** | Pupils scatterplot | Pathway

Benchmark: 50 | 20 | 5 | Compare with another assessment | Enter pupil assessments | Based on pupils with both assessments & FFT estimates

? This table shows individual pupils' performance in the current assessment.

Pupils Year 4 - All selected Search:

Pupils (85)	Gender	FSM6	SEN	Scaled Score Reading			Scaled Score Writing			Scaled Score Maths		
				Estimate	Attainment	Diff	Estimate	Attainment	Diff	Estimate	Attainment	Diff
All Pupils				103.3	103.5	0.2	105.8	105.6	-0.2	104.2	104.5	0.2
Yancy Mejeur	M	False	N	111.9	94.0	-17.9	115.0	97.0	-18.0	113.6	96.0	-17.6
Subrina Curione	F	False	N	110.1	96.0	-14.1	109.0	99.0	-10.0	111.2	98.0	-13.2
Skarlet Cappitelli	F	False	N	107.6	96.0	-11.6	109.0	99.0	-10.0	107.3	98.0	-9.3
Gumaro Disclafani	M	True	N	107.6	96.0	-11.6	109.0	99.0	-10.0	107.3	98.0	-9.3
Markevious Fletter	M	False	N	107.5	96.0	-11.5	109.0	99.0	-10.0	107.2	98.0	-9.2
Jaymin Dumpert	M	False	N	107.2	96.0	-11.2	109.0	99.0	-10.0	106.8	98.0	-8.8
Yehia Claybaugh	M	False	N	106.9	96.0	-10.9	109.0	99.0	-10.0	106.4	98.0	-8.4

Pupils Scatterplot

KS2 pupils scatterplot

85 pupils highlighted by

All pupils ▾

All school groups ▾

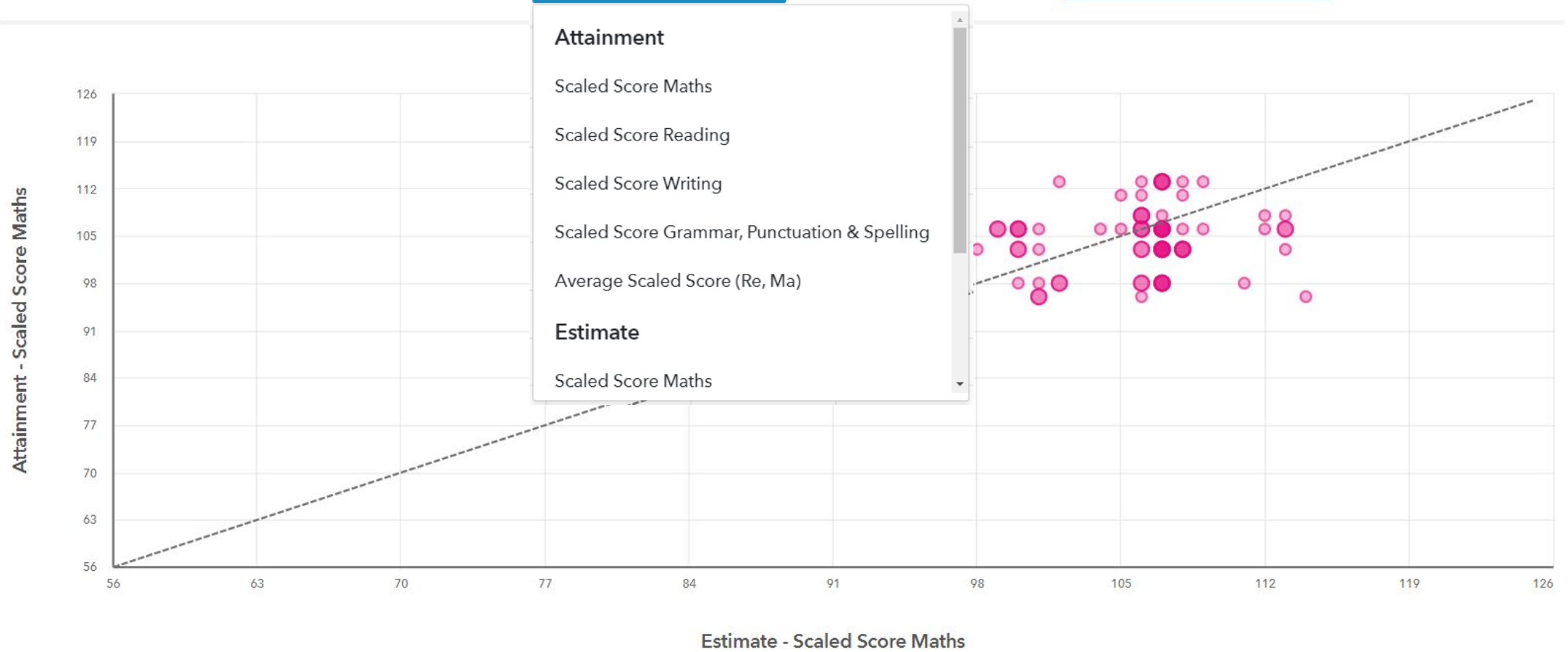
↔ Swap axes · Click and drag the chart to zoom in

X axis

Estimate - Scaled Score Maths ▾

Y axis

Attainment - Scaled Score Maths ▾



Pupils Scatterplot

KS2 pupils scatterplot

↔ Swap axes · Click and drag the chart to zoom in

85 pupils highlighted by

All pupils ▾

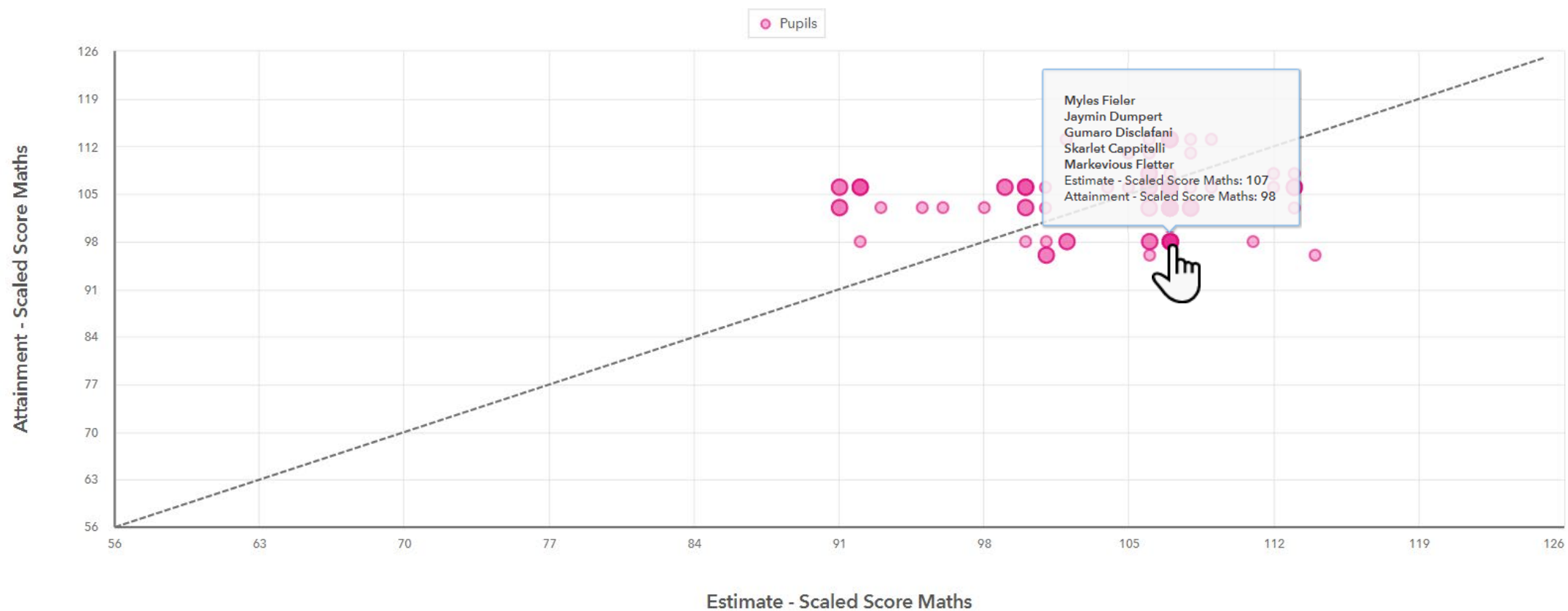
All school groups ▾

X axis

Estimate - Scaled Score Maths ▾

Y axis

Attainment - Scaled Score Maths ▾



Pupils Scatterplot

KS2 pupils scatterplot

↔ Swap axes · Click and drag the chart to zoom in

85 pupils highlighted by

All pupils ▾

All school groups ▾

All pupils

EAL

Ethnicity

FSM

Gender

Prior Attainment

Pupil Premium

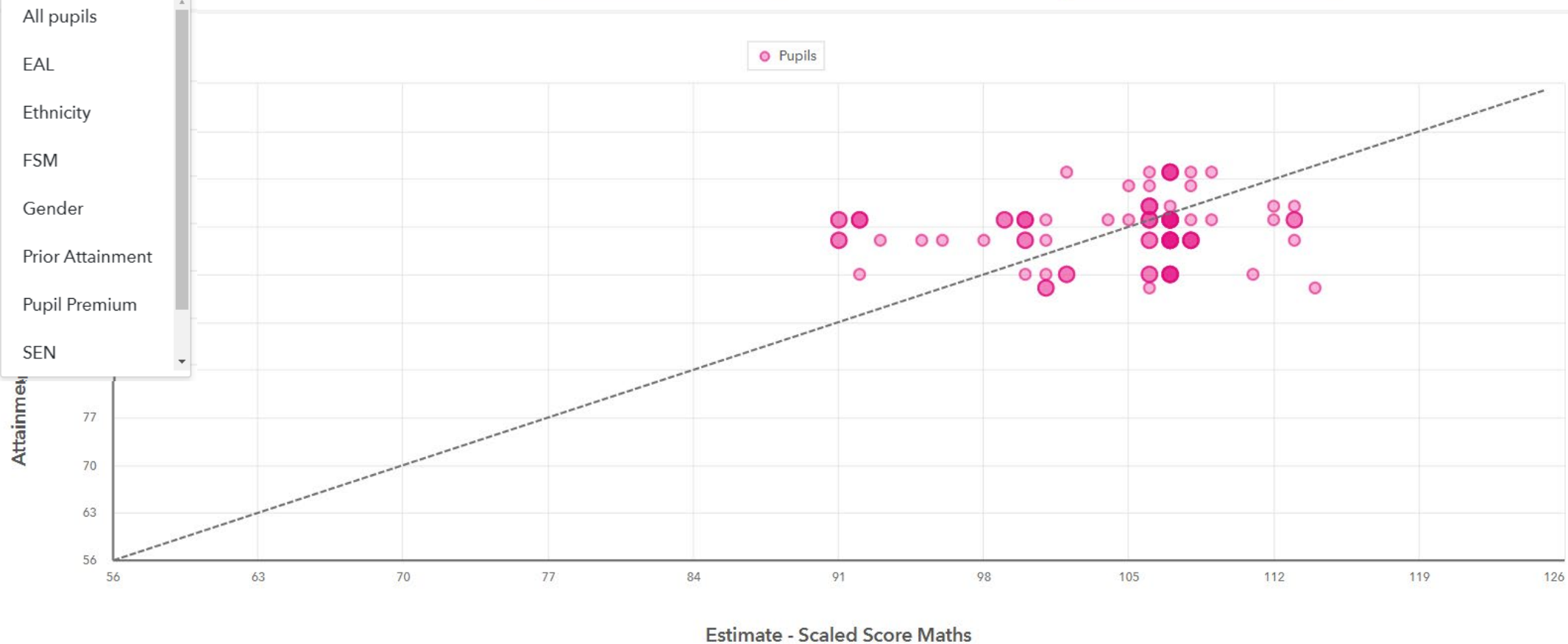
SEN

X axis

Estimate - Scaled Score Maths ▾

Y axis

Attainment - Scaled Score Maths ▾



Pupils Scatterplot

KS2 pupils scatterplot

↔ Swap axes · Click and drag the chart to zoom in

85 pupils highlighted by

Prior Attainment ▾

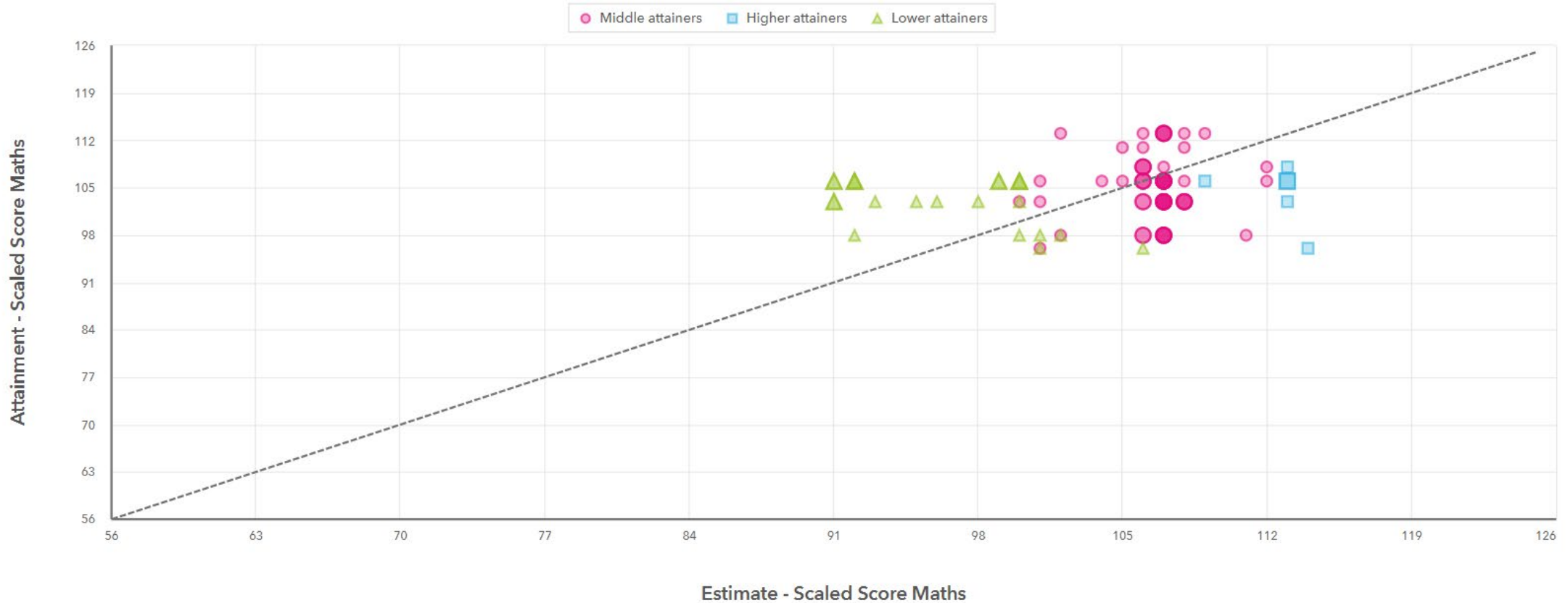
All school groups ▾

X axis

Estimate - Scaled Score Maths ▾

Y axis

Attainment - Scaled Score Maths ▾



Pupils Scatterplot

KS2 pupils scatterplot

↔ Swap axes · Click and drag the chart to zoom in

85 pupils highlighted by

All pupils ▾

All school groups ▾

All school groups

Forever pupils

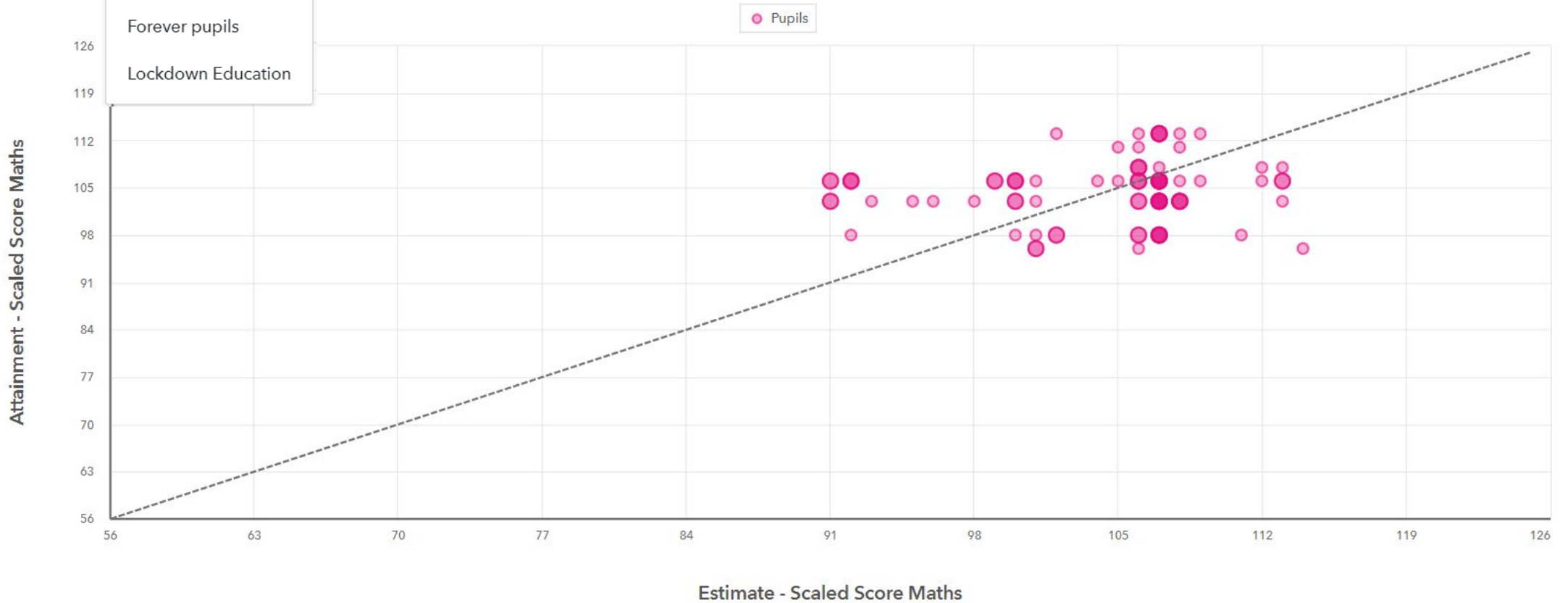
Lockdown Education

X axis

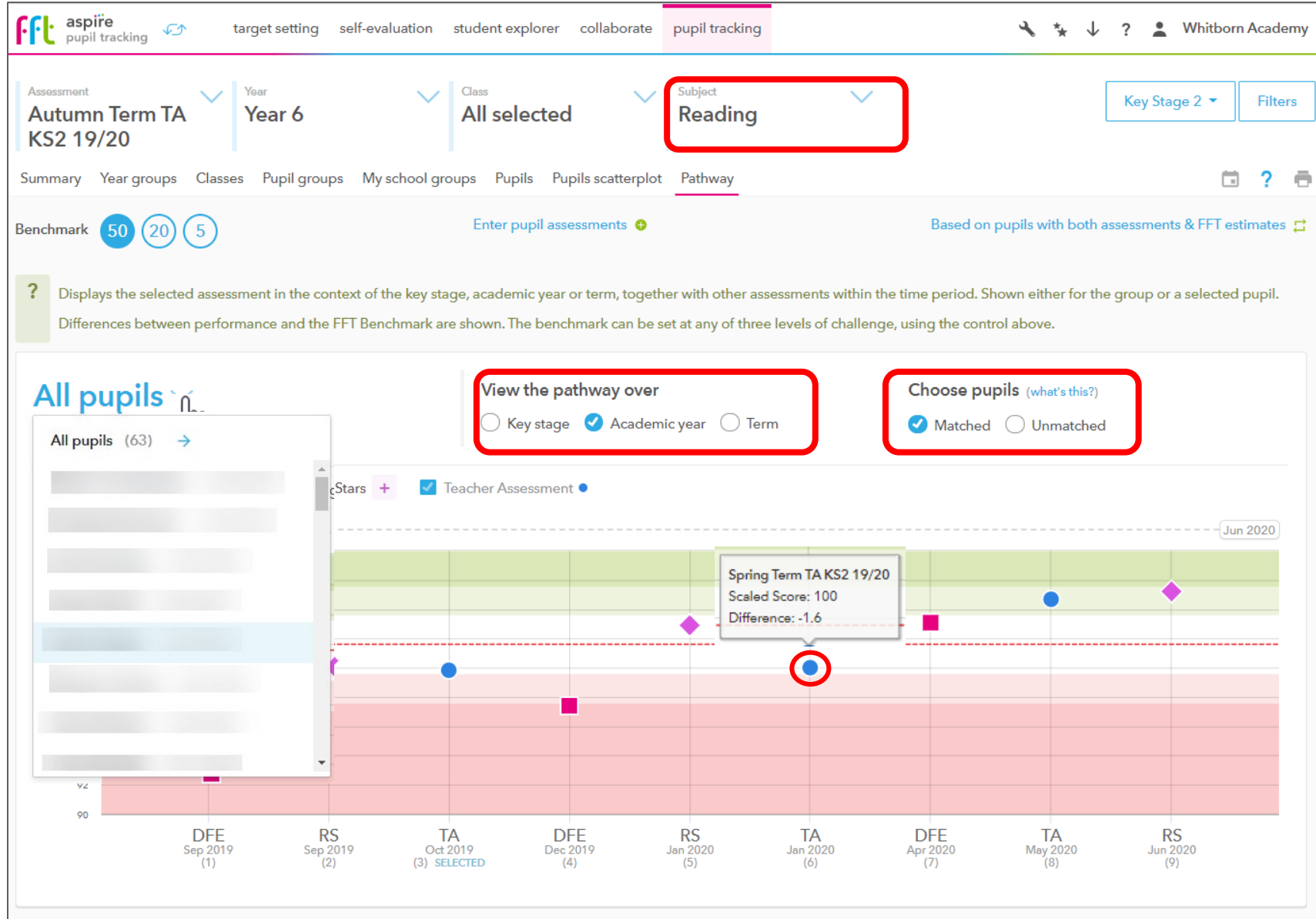
Estimate - Scaled Score Maths ▾

Y axis

Attainment - Scaled Score Maths ▾



Pathway report



Assessment

Autumn Term TA
KS2 20/21

Year

Year 6

Class

All selected

Subject

Reading

Key Stage 2

Filters

Summary Year groups Classes Pupil groups My school groups Pupils Pupils scatterplot Pathway



Benchmark



Enter pupil assessments +

Based on pupils with both assessments & FFT estimates

All pupils

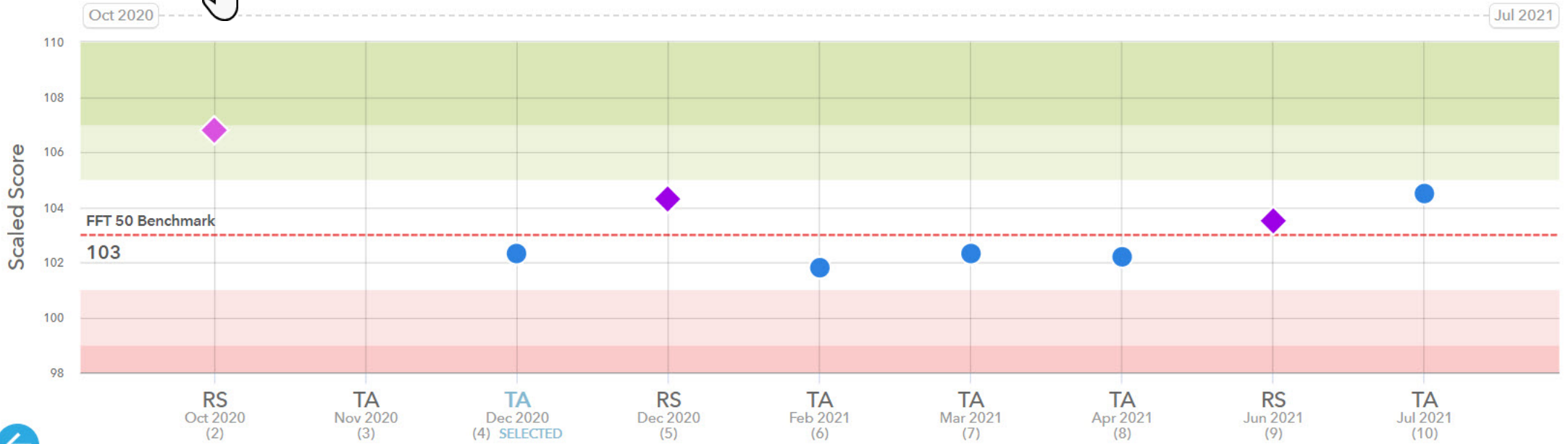
View the pathway over

Key stage Academic year Term

Choose pupils (what's this?)

Matched Unmatched

All tests & TAs DFE Rising Stars Teacher Assessment



Assessment

Autumn Term TA
KS2 20/21

Year

Year 6

Class

All selected

Subject

Reading

Key Stage 2

Filters

Summary Year groups Classes Pupil groups My school groups Pupils Pupils scatterplot

Benchmark



Enter pupil assessments +

Based on pupils with both assessments & FFT estimates

All pupils

View the pathway over

Key stage Academic year Term

Choose pupils (what's this?)

Matched Unmatched

All pupils (90)

Julian Aluotto 21/09/2009

Roy Aperi 08/01/2010

Styles Baltich 27/12/2009

Sandy Bangasser 31/10/2009

Shamel Bigony 03/05/2010

Jaxon Boglin 17/01/2010

Anihya Botnick 13/12/2009

Isak Bradigan 14/09/2009

Stars + Teacher Assessment

Dec 2020

94
92
90

DFE
Sep 2020
(1)

RS
Oct 2020
(2)


RS
Oct 2020
(3)

TA
Nov 2020
(4)

TA
Dec 2020
(5) **SELECTED**

DFE
Dec 2020
(6)

RS
Dec 2020
(7)



Assessment

Autumn Term TA
KS2 20/21

Year

Year 6

Class

All selected

Subject

Reading

Key Stage 2

Summary Year groups Classes Pupil groups My school groups Pupils Pupils scatterplot Pathway



Benchmark

50

20

5

Enter pupil assessments +

Based on pupils with both assessments & FFT estimates

Assessment details (7)

	DFE ■	RS ◆	RS ◆	TA ●	SELECTED ASSESSMENT TA ●	DFE ■	RS ◆
Name	September Y6 DfE Past SAT	Autumn Term RS NTS 20/21 KS2	Autumn Term Assessment	Autumn Term 2020 KS2 Teacher Assessment	Autumn Term TA KS2 20/21	December Y6 DfE Past SAT	Spring Term NTS 20/21 KS2
Date	Sep 2020	Oct 2020	Oct 2020	Nov 2020	Dec 2020	Dec 2020	Dec 2020
Number in chart	(1)	(2)	(3)	(4)	(5)	(6)	(7)
Number of pupils	1	1	1	0	1	1	1
Scaled Score	90	102	106	–	101	94	102
Difference	-9.7	2.3	6.3	–	1.3	-5.7	2.3

Notes for printing

If you want to print this report, you can optionally enter notes in the box below, to appear on your printout. [Print now.](#)

▲ These notes are for printing only and are not saved.

Notes (optional)

Module 2: Ask the experts – Q & A

Aspire Pupil Tracking reports

Module 2



Ready yourself for next term ...

- ✓ Consider the choice of reports that will be useful for different staff members
- ✓ Consider your most appropriate benchmark estimate – from FFT50 to FFT5
- ✓ Review how switching between estimates and school targets will give an alternative view of your assessment data
- ✓ Consult over what indicators & filters you might want to use
- ✓ Consider what bespoke pupil groups you might need to create



Next module: 23rd June

2pm: Module 3 – Recording DfE & TAs Assessments

Next module: 23rd June

2:45pm: Module 3a – Recording Standardised Tests

2021 End of Key Stage Assessment Service

2021

2021 End of Key Stage Assessment Service

Evaluate • Track • Compare

Click to view all our new 2021 services

FFT's End of Key Stage Assessment Service provides you with a full analysis of your EYFS, KS1 and KS2 Teacher Assessments. Track your progress against FFT estimates, compare your attainment against other schools nationally and understand the impact of learning loss.

The service goes live in late June with the first set of reports available in early July. Check out the 'Next Steps' panel to make sure you're ready.

Next steps for Primary schools

Log in to Aspire to make sure your school MIS is connected with the latest data sharing agreement in place.

Book yourself on one of our free webinars. We'll tell you all about the service and how to access your reports.

Get connected

Webinars

- FFT is providing a 2021 End of Key Stage Assessment Service to all Aspire users
 - Schools will be able to submit their EYFS, Year 2 and Year 6 Teacher Assessments
 - In return, schools will receive a full analysis of their 2021 attainment and value-added progress
 - To be used for identifying strengths and areas for development as part of the **internal self-evaluation** process
 - Submitting End of Key Stage Teacher Assessments for your pupils will also enable us to provide **estimates** for them in the autumn term

2021

FFT Aspire for primary schools

Meeting the 2021 challenge

All new services from FFT in 2021:
<https://fft.org.uk/fft-2021-primary/>

<https://fft.org.uk/2021-end-of-ks-assessment-service/>

Thank you



- Follow FFT on Eventbrite ^e to find out about our latest webinars: <https://bit.ly/31MCVGY>
- To arrange a bespoke training session contact training@fft.org.uk
- Contact our support team on support@fft.org.uk or 01446 776262 (option 2)



- @FFTEdu
- @FFTSupport
- @FFTEduDatalab

